DMA Series / ACME / 102 - 610mm / 3500N / adjustable limit switch (LT) & potentiometer (POT)

DRAWING
(mm)

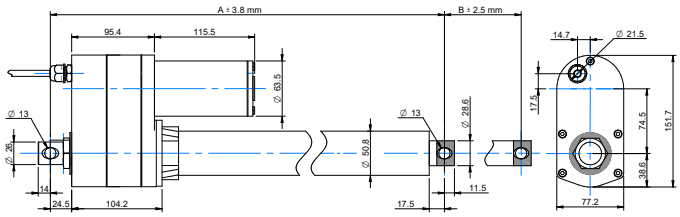

PHOTO

MODEL NO. DESIGNATION

DMA - VOLTAGE - REDUCTION - A - STROKE - LT - POT - IP65

Example: DMA-12-20-A-305-LT-POT-IP65

ACTUATOR DATA			
Reduction	10	20	40
Voltage (VDC)	12/24	12/24	12/24
Current at max. dynamic load (A)	18/9	13/6.5	11/5.5
Max. dynamic load (N)	1500	2500	3500
Max. static load (N)	4500	4500	4500
Speed at max. dynamic load (mm/s)	26.7	14.3	7.4
Speed at no load (mm/s)	33.5	16.8	8.4

ACTUATOR STROKE DATA						
Stroke length B (mm)	102	153	203	305	457	610
Retracted length A (mm)	359	410	460	613	765	918
Feedback (Ω/mm)	100	67	50	33	22	17
Life time number single strokes	39.000	26.000	20.000	13.000	8.700	6.500
Weight (kg)	4.3	4.6	4.9	5.4	6.2	7.8

ACTUATOR FEATURES AND STANDARD DATA	STANDARD	CUSTOMIZATION OPTIONS
Type	Electric linear actuator	
Motor type	Brush PM DC motor	
Cable	Flying wire 250 mm	Length, type and connector
Voltage	12 or 24 VDC	36 or 48 VDC
Screw type	ACME	
Noise level	≤ 70 dB (A)	
Life time	4 million mm total stroke	
Limit switches	Yes	
Overload protection	By clutch	
Direction movement	By reversing voltage polarity	
Stroke tolerance	± 2.5 mm	
Duty cycle	25%	
Max. duty operational time	2 min. max. dynamic load	
Protection class	IP65	
Insulation class	F	
Max. motor winding temp.	155 °C	
EMC	EN55014 IEC61000	
Gear box	Metal spur gears	
Gear box material	Aluminum alloy	
Rod and house material	Steel 12L14 STKM11A	
Feedback	Potentiometer	
Operating and storage temperature	-26°C~+65°C	-50°C~+65°C
Manufacturing quality standards	ISO 9001:2008	
RoHS	Yes	
CE label	Yes	

POTENTIOMETER FEATURES AND DATA	
Type	Wire wound
Resistance	0.3 - 9.7 kΩ
Resolution	0.025%
Resistance tolerance	±5%
Linearity	±0.25%
Cable	3+2 wires 250mm

Potentiometer wiring

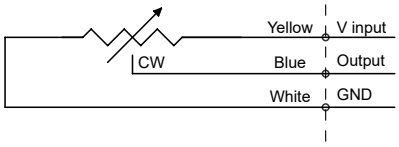

Motor wiring

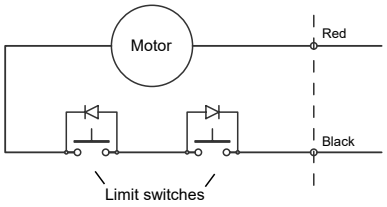

	Red	Black
Extend	+	-
Retract	-	+

© Copyright Transmotec

EU: +46 8 792 35 30
US: +1-339-234-9200
info@transmotec.com