



BRUSHLESS DC MOTORS | Ø 28 - 42 mm 3 - 40 W

WITH EXTERNAL DRIVER

We offer a broad range of high quality brushless DC motors in standard and customized configurations. Our customer-centric approach makes us the ideal supplier for your project, especially to instrument and apparatus builders. In addition, we offer immediate delivery, thanks to always having a high number of motors in stock.

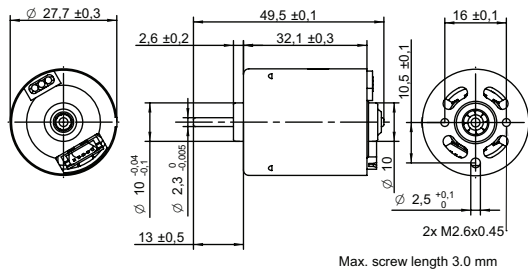
Customizations include:

- ✓ Customized harness
- ✓ Winding configuration
- ✓ Shaft configuration
- ✓ And more...

TABLE OF CONTENTS

MODEL	DIAMETER	LENGTH	VOLTAGE	SPEED	TORQUE	POWER	PAGE
BT2832	28 mm	32 mm	12 24 V	5300 4800 rpm	5.8 7.9 mNm	3 W	1
BT2838	28 mm	38 mm	12 24 V	5100 5300 rpm	6.6 7.4 mNm	3 4 W	2
BT3229	32 mm	29 mm	12 24 V	4700 rpm	8 9 mNm	4 W	3
BT3640	36 mm	40 mm	12 24 V	4900 5100 rpm	21 mNm	10 11 W	4
BT3649	36 mm	49 mm	12 24 V	5200 rpm	29 37 mNm	15 20 W	5
BT3657	36 mm	57 mm	12 24 V	5400 rpm	30 35 mNm	20 18 W	6
BT4259	42 mm	59 mm	12 24 V	4600 5200 rpm	54 76 mNm	25 30 W	7
BT4266	42 mm	66 mm	12 24 V	5200 rpm	51 91 mNm	24 40 W	8

DRAWING (mm)



PHOTO



OPTIONS POWER SUPPLIES



● C = Customizations are offered on demand even for smaller quantities. Typical customizations indicated with green dot at column end. Please contact us for any customization request.

MOTOR TYPE

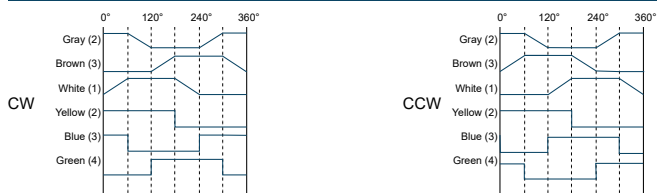
Brushless DC motor with integrated open loop speed control driver.

MOTOR DATA		12V	24V	C
Nominal voltage	V	12	24	
Commutator (hall) voltage	V	3.3~5	3.3~5	
No load speed	rpm	6000		
No load current	mA	90	62	
Nominal speed	rpm	5300	4800	●
Nominal torque	mNm	5.8	7.9	
Nominal current	A	0.40	0.30	
Start/Stall torque	mNm	42	38.	
Start/Stall current	A	2.5	1.2	
Max. efficiency	%	66	56	
Nominal mechanical power	W	3		
Terminal resistance	Ω	4.1	19	
Terminal inductance	mH	1.7	7	
Torque constant	mNm/A	180	340	
Speed constant	rpm/V	500	250	
Speed/ torque gradient	rpm/mNm	920	610	
Rotor inertia	gcm ²	13~17	14~18	

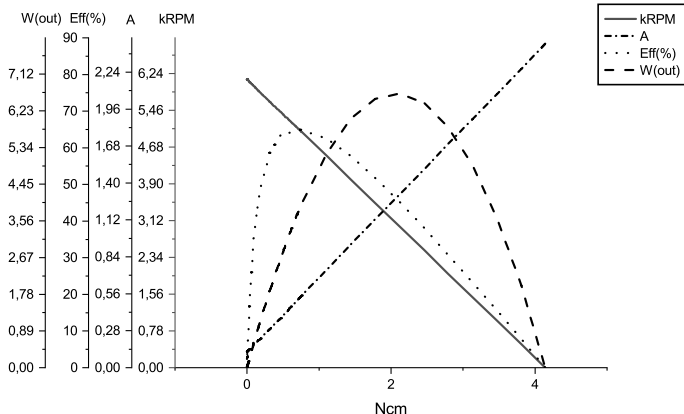
MECHANICAL DATA

Bearing type		Ball bearing	●
Axial play	mm	0	
Bearing radial clearance	µm	10	
Max. axial load (dynamic)	N	3.2	
Max. force for press fits (static)	N	4.9	

COMMUTATION SEQUENCE



MOTOR DATA DIAGRAM 12V



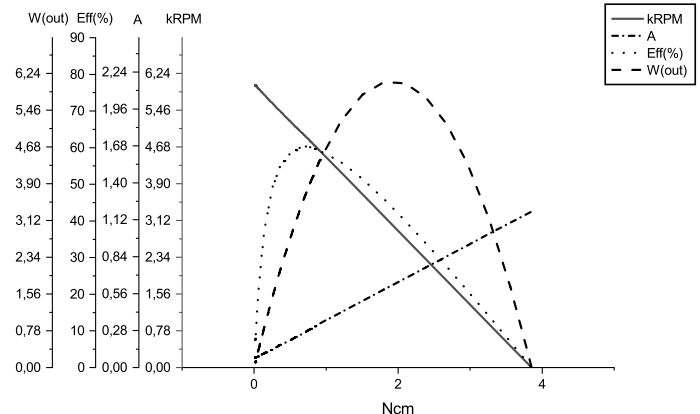
OTHER SPECIFICATIONS

	12V	24V	C
Number of pole pairs	2		
Number of phases	3		
Weight of motor	g	71	71
Typical noise level	dBA	34	34
Ambient temperature	°C	-40 to +80	
Max. winding temperature	°C	150	
Motor insulation class	A		
IP rating	IP40		
Slot pole pairs	6S4P		
Rotor magnet	BNM-8		
Hall sensors and power harness length	mm	160 ± 10	●
Power harness end connector	A2502X-03P		●
Power harness	UL3132 22AWG 300V 150°C		●
Hall sensors harness end connector	KR1500 MX1.5mm		●
Hall sensors harness	UL10368 26AWG 300V 105°C		●
Shaft length from flange	mm	13	●
Shaft diameter ø	mm	2.3	
Housing material	SECD-0 0.7T		
Shaft material	SUS420 J2		
Magnet material	Bonding NdFeB		
Rotor balancing grade	G6.3		
Service life	hrs	5000	
Manufacturing standard	ISO9001 TS16949		

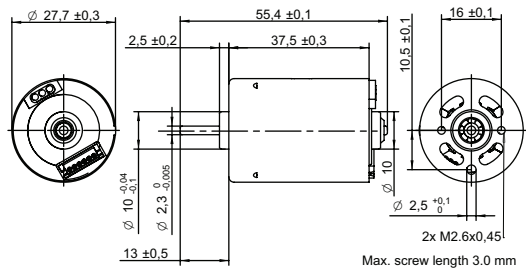
CABLE AND PIN CONFIGURATION

1	Brown	Power harness	Motor phase V (HB)
2	White	Power harness	Motor phase W (HC)
3	Grey	Power harness	Motor phase U (HA)
4	Black	Hall harness	Hall sensor GND
5	Green	Hall harness	Hall sensor signal HA
6	Blue	Hall harness	Hall sensor signal HB
7	Yellow	Hall harness	Hall sensor signal HC
8	Red	Hall harness	Hall sensor VCC

MOTOR DATA DIAGRAM 24V




DRAWING (mm)



PHOTO



OPTIONS POWER SUPPLIES



● C = Customizations are offered on demand even for smaller quantities. Typical customizations indicated with green dot at column end. Please contact us for any customization request.

MOTOR TYPE

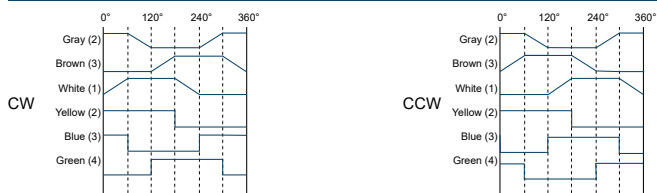
Brushless DC motor with integrated open loop speed control driver.

MOTOR DATA		12V	24V	C
Nominal voltage	V	12	24	
Commutator (hall) voltage	V	3.3~5	3.3~5	
No load speed	rpm	6000		
No load current	mA	54	44	
Nominal speed	rpm	5100	5300	●
Nominal torque	mNm	6.6	7.4	
Nominal current	A	0.4	0.3	
Start/Stall torque	mNm	40	52	
Start/Stall current	A	2.1	1.4	
Max. efficiency	%	72	72	
Nominal mechanical power	W	3	4	
Terminal resistance	Ω	3.1	13	
Terminal inductance	mH	1.2	4.9	
Torque constant	mNm/A	190	380	
Speed constant	rpm/V	500	250	
Speed/ torque gradient	rpm/mNm	770	720	
Rotor inertia	gcm ²	14~17	50~58	

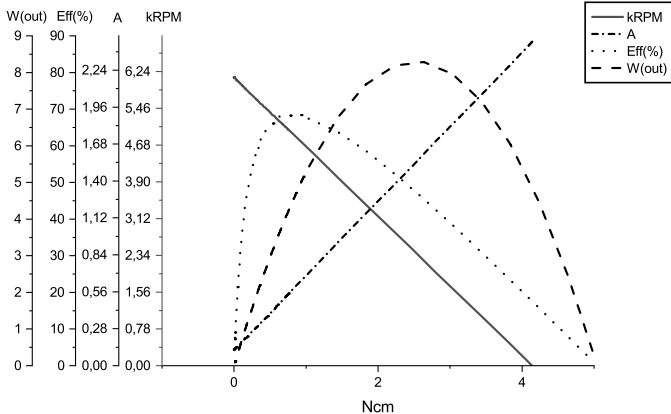
MECHANICAL DATA

Mechanical Data			C
Bearing type		Ball bearing	●
Axial play	mm	0	
Bearing radial clearance	µm	10	
Max. axial load (dynamic)	N	3.2	
Max. force for press fits (static)	N	4.9	

COMMUTATION SEQUENCE



MOTOR DATA DIAGRAM 12V



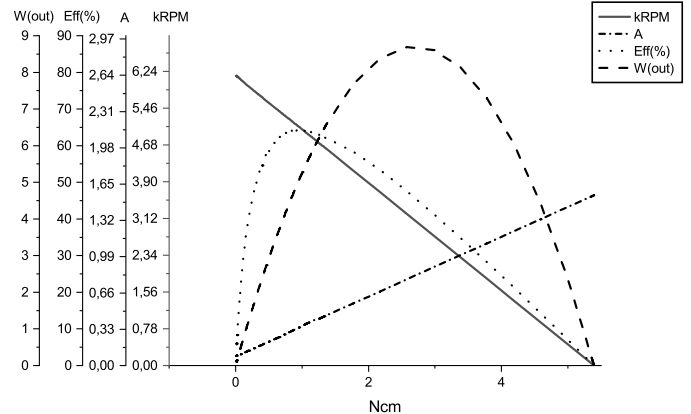
OTHER SPECIFICATIONS

Other Specifications		12V	24V	C
Number of pole pairs		2		
Number of phases		3		
Weight of motor	g	71	70	
Typical noise level	dBA	38	37	
Ambient temperature	°C	-40 to +80		
Max. winding temperature	°C	150		
Motor insulation class		A		
IP rating		IP40		
Slot pole pairs		6S4P		
Rotor magnet		BNM-8		
Hall sensors and power harness length	mm	160 ± 10		●
Power harness end connector		A2502X-03P		●
Power harness		UL3132 22AWG 300V 150°C		●
Hall sensors harness end connector		KR1500 MX1.5mm		●
Hall sensors harness		UL1007 26AWG 300V 80°C		●
Shaft length from flange	mm	13		●
Shaft diameter ø	mm	2.3		
Housing material		SECD-0 0.7T		
Shaft material		SUS420 J2		
Magnet material		Bonding NdFeB		
Rotor balancing grade		G6.3		
Service life	hrs	5000		
Manufacturing standard		ISO9001 TS16949		

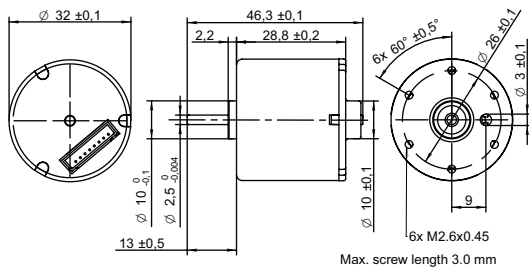
CABLE AND PIN CONFIGURATION

Cable and Pin Configuration			C
1	Brown	Power harness	Motor phase V (HB)
2	White	Power harness	Motor phase W (HC)
3	Grey	Power harness	Motor phase U (HA)
4	Black	Hall harness	Hall sensor GND
5	Green	Hall harness	Hall sensor signal HA
6	Blue	Hall harness	Hall sensor signal HB
7	Yellow	Hall harness	Hall sensor signal HC
8	Red	Hall harness	Hall sensor VCC

MOTOR DATA DIAGRAM 24V



DRAWING (mm)



PHOTO



OPTIONS POWER SUPPLIES



● C = Customizations are offered on demand even for smaller quantities. Typical customizations indicated with green dot at column end. Please contact us for any customization request.

MOTOR TYPE

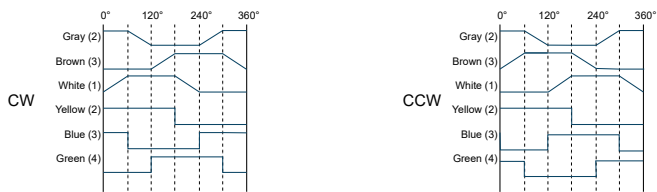
Brushless DC motor with integrated open loop speed control driver.

MOTOR DATA		12V	24V	C
Nominal voltage	V	12	24	
Commutator (hall) voltage	V	3.3~5	3.3~5	
No load speed	rpm	6000		
No load current	mA	85	40	
Nominal speed	rpm	4700	4700	●
Nominal torque	mNm	8	9	
Nominal current	A	0.5	0.3	
Start/Stall torque	mNm	42	47	
Start/Stall current	A	2.1	1.3	
Max. efficiency	%	69	65	
Nominal mechanical power	W	4		
Terminal resistance	Ω	4.2	17	
Terminal inductance	mH	1.2	3.7	
Torque constant	mNm/A	210	390	
Speed constant	rpm/V	500	250	
Speed/ torque gradient	rpm/mNm	590	530	
Rotor inertia	gcm ²	24~28	20~23	

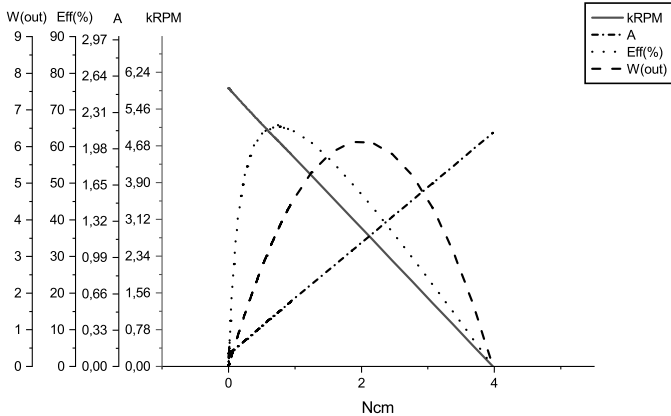
MECHANICAL DATA

Bearing type	Sleeve bearing			●
Axial play	mm	0.28	0.3	
Max. axial load (dynamic)	N	3.2		

COMMUTATION SEQUENCE



MOTOR DATA DIAGRAM 12V



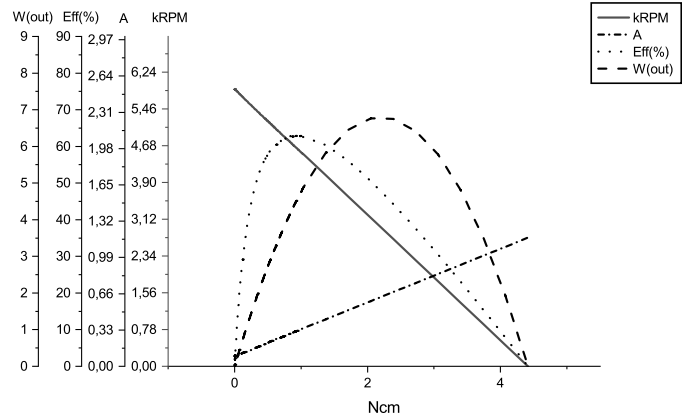
OTHER SPECIFICATIONS

	12V	24V	C
Number of pole pairs	3		
Number of phases	3		
Weight of motor	g	79	76
Typical noise level	dBA	29	31
Ambient temperature	°C		-40 to +80
Max. winding temperature	°C		150
Motor insulation class			A
IP rating			IP40
Slot pole pairs			9S6P
Rotor magnet	BNM-6	BNM-8	
Hall sensors and power harness length	mm	160 ± 10	
Hall sensors and power harness end connector			A2501 (XH-8P)
Hall sensors and power harness			UL1007 26AWG 300V 80°C
Connector on motor body			JST:B8B-ZR
Shaft length from flange	mm	13	
Shaft diameter Ø	mm	2.5	
Housing material			SECD-0 1.0T
Shaft material			SUS420 J2
Magnet material			Bonding NdFeB
Rotor balancing grade			G6.3
Service life	hrs	5000	
Manufacturing standard			ISO9001 TS16949

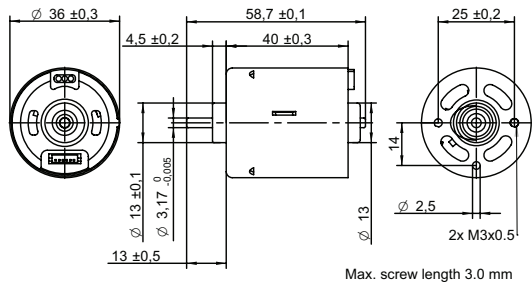
CABLE AND PIN CONFIGURATION

1	Brown	Power harness	Motor phase V (HB)
2	White	Power harness	Motor phase W (HC)
3	Grey	Power harness	Motor phase U (HA)
4	Black	Hall harness	Hall sensor GND
5	Green	Hall harness	Hall sensor signal HA
6	Blue	Hall harness	Hall sensor signal HB
7	Yellow	Hall harness	Hall sensor signal HC
8	Red	Hall harness	Hall sensor VCC

MOTOR DATA DIAGRAM 24V



DRAWING (mm)



PHOTO



OPTIONS POWER SUPPLIES



● C = Customizations are offered on demand even for smaller quantities. Typical customizations indicated with green dot at column end. Please contact us for any customization request.

MOTOR TYPE

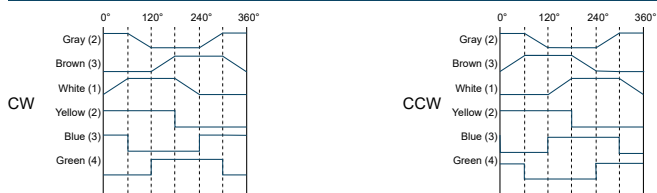
Brushless DC motor with integrated open loop speed control driver.

MOTOR DATA		12V	24V	C
Nominal voltage	V	12	24	
Commutator (hall) voltage	V	3.3~5	3.3~5	
No load speed	rpm	6000		
No load current	mA	220	120	
Nominal speed	rpm	4900	5100	●
Nominal torque	mNm	21	21	
Nominal current	A	1.3	0.7	
Start/Stall torque	mNm	130	150	
Start/Stall current	A	6.9	3.9	
Max. efficiency	%	72	77	
Nominal mechanical power	W	10	11	
Terminal resistance	Ω	1.1	4.2	
Terminal inductance	mH	0.7	2.7	
Torque constant	mNm/A	210	400	
Speed constant	rpm/V	500	250	
Speed/ torque gradient	rpm/mNm	240	240	
Rotor inertia	gcm ²	27~33	27~28	

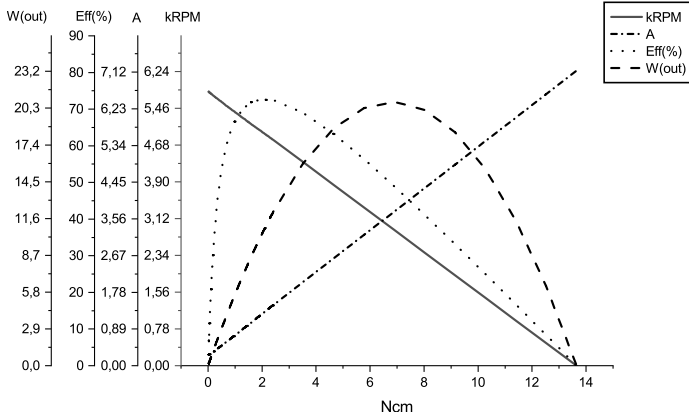
MECHANICAL DATA

Mechanical Data			C
Bearing type		Ball bearing	●
Axial play	mm	0.63	0.69
Bearing radial clearance	μm	12	
Max. axial load (dynamic)	N	4.9	
Max. force for press fits (static)	N	13	

COMMUTATION SEQUENCE



MOTOR DATA DIAGRAM 12V



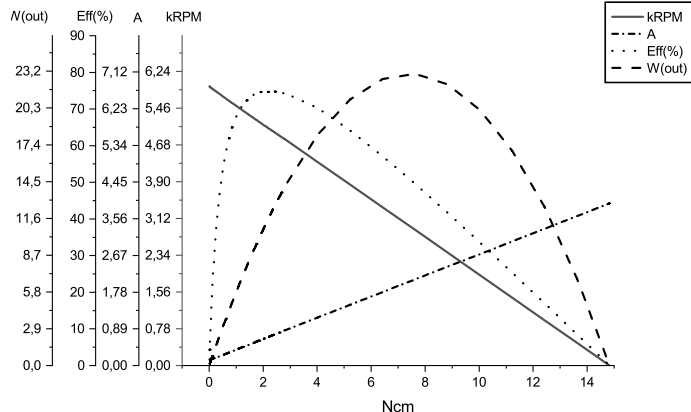
OTHER SPECIFICATIONS

Other Specifications		12V	24V	C
Number of pole pairs		2		
Number of phases		3		
Weight of motor	g	150		
Typical noise level	dBA	37	35	
Ambient temperature	°C	-40 to +80		
Max. winding temperature	°C	150		
Motor insulation class		A		
IP rating		IP40		
Slot pole pairs		6S4P		
Rotor magnet		BNM-8		
Hall sensors and power harness length	mm	155 ± 10		●
Power harness end connector		A2502X-03P		●
Power harness		UL3132 20AWG 300V 150°C		●
Hall sensors harness end connector		KR1500 MX1.5mm		●
Hall sensors harness		UL10368 26AWG 300V 105°C		●
Shaft length from flange	mm	13		●
Shaft diameter ø	mm	3.17		
Housing material		SECD-0 1.0T		
Shaft material		S70C		
Magnet material		Bonding NdFeB		
Rotor balancing grade		G6.3		
Service life	hrs	5000		
Manufacturing standard		ISO9001 TS16949		

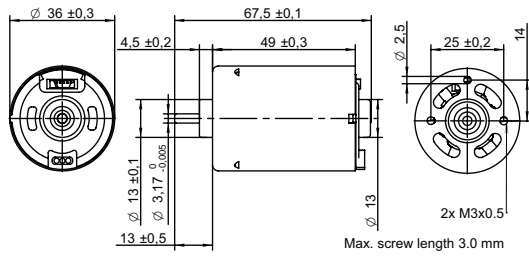
CABLE AND PIN CONFIGURATION

Cable and Pin Configuration			C
1 Brown	Power harness	Motor phase V (HB)	
2 White	Power harness	Motor phase W (HC)	
3 Grey	Power harness	Motor phase U (HA)	
4 Black	Hall harness	Hall sensor GND	
5 Green	Hall harness	Hall sensor signal HA	
6 Blue	Hall harness	Hall sensor signal HB	
7 Yellow	Hall harness	Hall sensor signal HC	
8 Red	Hall harness	Hall sensor VCC	

MOTOR DATA DIAGRAM 24V




DRAWING (mm)



PHOTO



OPTIONS POWER SUPPLIES



● C = Customizations are offered on demand even for smaller quantities. Typical customizations indicated with green dot at column end. Please contact us for any customization request.

MOTOR TYPE

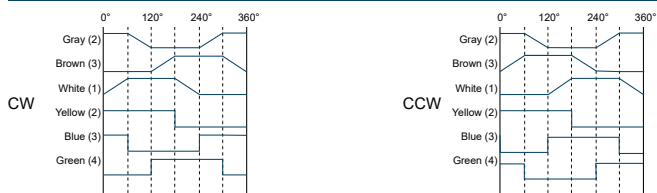
Brushless DC motor with integrated open loop speed control driver.

MOTOR DATA		12V	24V	C
Nominal voltage	V	12	24	
Commutator (hall) voltage	V	3.3~5	3.3~5	
No load speed	rpm	6000		
No load current	mA	280	160	
Nominal speed	rpm	5200	5200	●
Nominal torque	mNm	29	37	
Nominal current	A	1.8	1.1	
Start/Stall torque	mNm	210	280	
Start/Stall current	A	11	7.8	
Max. efficiency	%	75	76	
Nominal mechanical power	W	15	20	
Terminal resistance	Ω	0.6	2	
Terminal inductance	mH	0.4	1.8	
Torque constant	mNm/A	200	380	
Speed constant	rpm/V	500	250	
Speed/ torque gradient	rpm/mNm	180	140	
Rotor inertia	gcm ²	46~48	45~49	

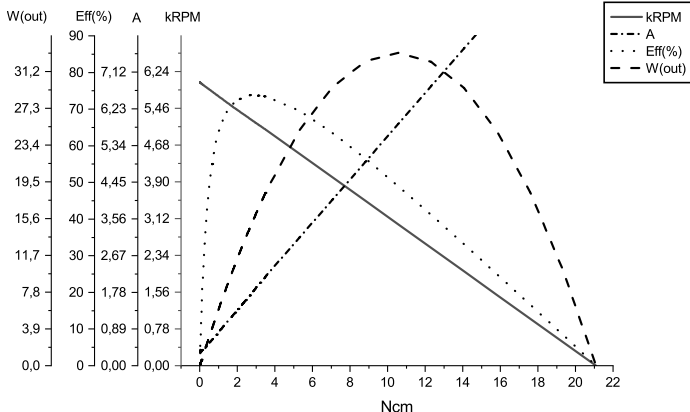
MECHANICAL DATA

Mechanical Data			C
Bearing type		Ball bearing	●
Axial play	mm	0.51	0.47
Bearing radial clearance	μm	12	
Max. axial load (dynamic)	N	4.9	
Max. force for press fits (static)	N	13	

COMMUTATION SEQUENCE



MOTOR DATA DIAGRAM 12V



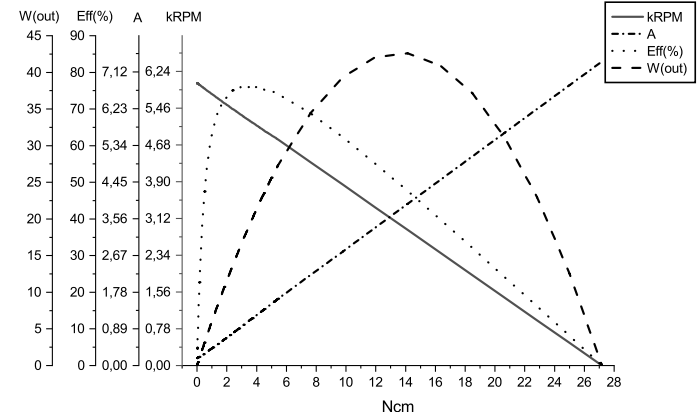
OTHER SPECIFICATIONS

Other Specifications		12V	24V	C
Number of pole pairs		2		
Number of phases		3		
Weight of motor	g	200		
Typical noise level	dBA	37	38	
Ambient temperature	°C	-40 to +80		
Max. winding temperature	°C	150		
Motor insulation class		A		
IP rating		IP40		
Slot pole pairs		6S4P		
Rotor magnet		BNM-8		
Hall sensors and power harness length	mm	160 ± 10		●
Power harness end connector		A2502X-03P		●
Power harness		UL3132 22AWG 300V 150°C		●
Hall sensors harness end connector		A1501H00-5P		●
Hall sensors harness		UL1007 26AWG 300V 80°C		●
Shaft length from flange	mm	13		●
Shaft diameter ø	mm	3.17		
Housing material		SECD-0 1.0T		
Shaft material		S70C		
Magnet material		Bonding NdFeB		
Rotor balancing grade		G6.3		
Service life	hrs	5000		
Manufacturing standard		ISO9001 TS16949		

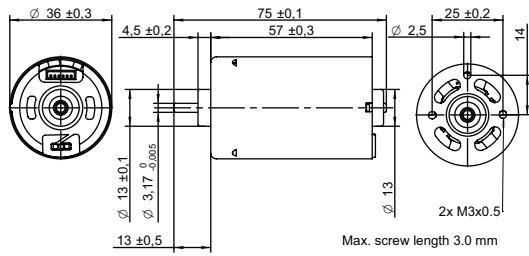
CABLE AND PIN CONFIGURATION

Cable and Pin Configuration			C
1 Brown	Power harness	Motor phase V (HB)	
2 White	Power harness	Motor phase W (HC)	
3 Grey	Power harness	Motor phase U (HA)	
4 Black	Hall harness	Hall sensor GND	
5 Green	Hall harness	Hall sensor signal HA	
6 Blue	Hall harness	Hall sensor signal HB	
7 Yellow	Hall harness	Hall sensor signal HC	
8 Red	Hall harness	Hall sensor VCC	

MOTOR DATA DIAGRAM 24V




DRAWING (mm)



PHOTO



OPTIONS POWER SUPPLIES



● C = Customizations are offered on demand even for smaller quantities. Typical customizations indicated with green dot at column end. Please contact us for any customization request.

MOTOR TYPE

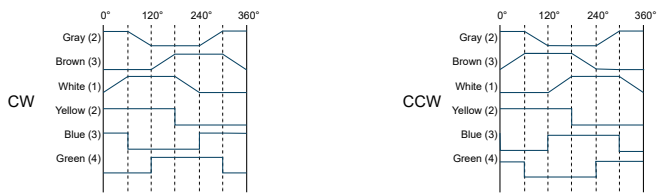
Brushless DC motor with integrated open loop speed control driver.

MOTOR DATA		12V	24V	C
Nominal voltage	V	12	24	
Commutator (hall) voltage	V	3.3~5	3.3~5	
No load speed	rpm	6000		
No load current	mA	280	160	
Nominal speed	rpm	5400	5400	●
Nominal torque	mNm	30	35	
Nominal current	A	1.9	1.1	
Start/Stall torque	mNm	260	310	
Start/Stall current	A	14	8.4	
Max. efficiency	%	78	80	
Nominal mechanical power	W	20	18	
Terminal resistance	Ω	0.6	1.8	
Terminal inductance	mH	0.4	1.4	
Torque constant	mNm/A	190	380	
Speed constant	rpm/V	500	250	
Speed/ torque gradient	rpm/mNm	180	160	
Rotor inertia	gcm ²	48~51	52~61	

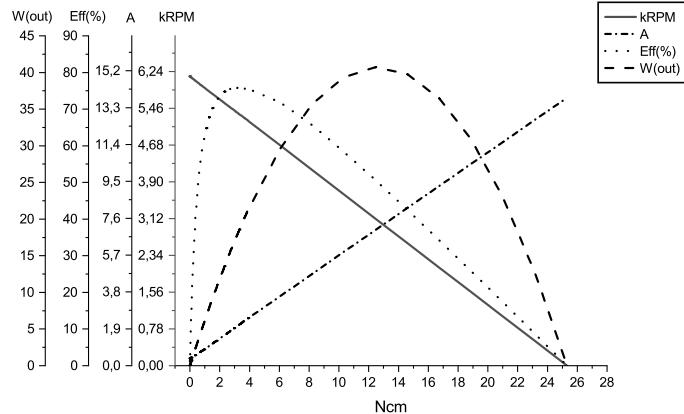
MECHANICAL DATA

Mechanical Data			C
Bearing type		Ball bearing	●
Axial play	mm	0.64	0.71
Bearing radial clearance	μm	12	
Max. axial load (dynamic)	N	4.9	
Max. force for press fits (static)	N	13	

COMMUTATION SEQUENCE



MOTOR DATA DIAGRAM 12V



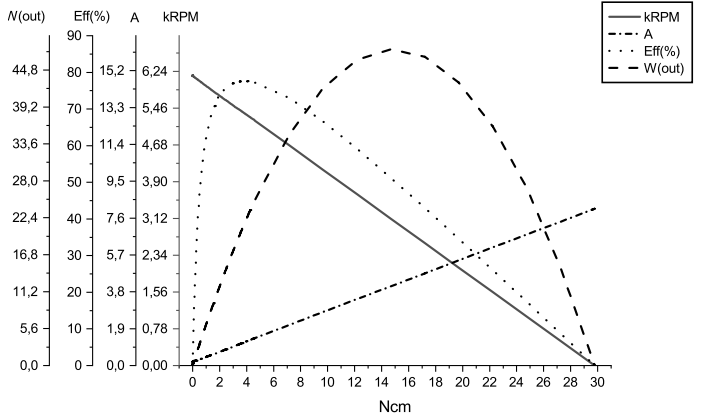
OTHER SPECIFICATIONS

Other Specifications		12V	24V	C
Number of pole pairs		2		
Number of phases		3		
Weight of motor	g	230	240	
Typical noise level	dBA	37	38	
Ambient temperature	°C	-40 to +80		
Max. winding temperature	°C	150		
Motor insulation class		A		
IP rating		IP40		
Slot pole pairs		6S4P		
Rotor magnet		BNM-8		
Hall sensors and power harness length	mm	160 ± 10		●
Power harness end connector		XHP-3		●
Power harness		UL3132 20AWG 300V 150°C		●
Hall sensors harness end connector		ZHR-5		●
Hall sensors harness		UL10368 26AWG 300V 105°C		●
Shaft length from flange	mm	13		●
Shaft diameter ø	mm	3.17		
Housing material		SECD-0 1.0T		
Shaft material		S70C		
Magnet material		Bonding NdFeB		
Rotor balancing grade		G6.3		
Service life	hrs	5000		
Manufacturing standard		ISO9001 TS16949		

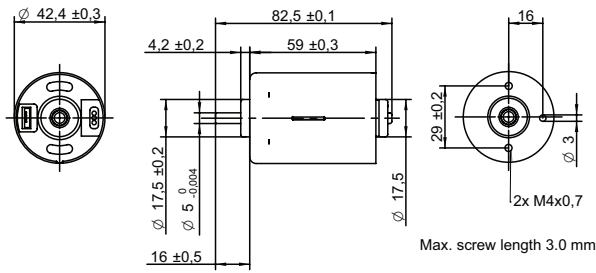
CABLE AND PIN CONFIGURATION

Cable and Pin Configuration			C
1	Brown	Power harness	Motor phase V (HB)
2	White	Power harness	Motor phase W (HC)
3	Grey	Power harness	Motor phase U (HA)
4	Black	Hall harness	Hall sensor GND
5	Green	Hall harness	Hall sensor signal HA
6	Blue	Hall harness	Hall sensor signal HB
7	Yellow	Hall harness	Hall sensor signal HC
8	Red	Hall harness	Hall sensor VCC

MOTOR DATA DIAGRAM 24V




DRAWING (mm)



PHOTO



OPTIONS POWER SUPPLIES



● C = Customizations are offered on demand even for smaller quantities. Typical customizations indicated with green dot at column end. Please contact us for any customization request.

MOTOR TYPE

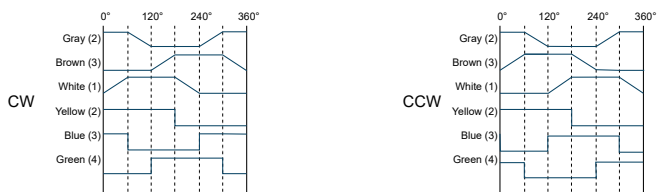
Brushless DC motor with integrated open loop speed control driver.

MOTOR DATA		12V	24V	C
Nominal voltage	V	12	24	
Commutator (hall) voltage	V	3.3~5	3.3~5	
No load speed	rpm	5700	6000	
No load current	mA	470	270	
Nominal speed	rpm	4600	5200	●
Nominal torque	mNm	54	76	
Nominal current	A	3.2	2.2	
Start/Stall torque	mNm	330	540	
Start/Stall current	A	16	14	
Max. efficiency	%	70	78	
Nominal mechanical power	W	25	30	
Terminal resistance	Ω	0.4	0.9	
Terminal inductance	mH	0.2	0.6	
Torque constant	mNm/A	220	400	
Speed constant	rpm/V	500	250	
Speed/ torque gradient	rpm/mNm	86	68	
Rotor inertia	gcm ²	130~148	130~148	

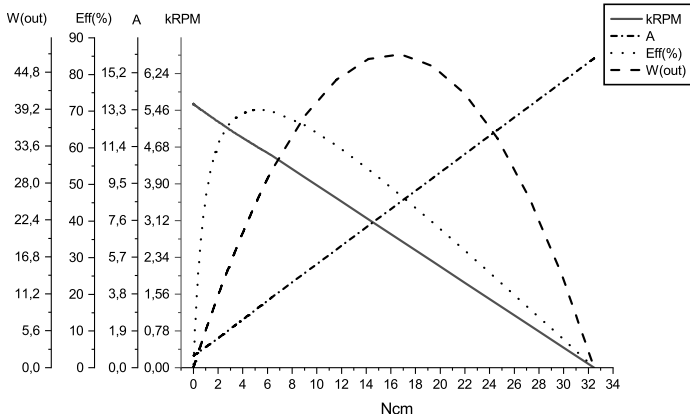
MECHANICAL DATA

Mechanical Data			C
Bearing type		Ball bearing	●
Axial play	mm	0.58	0.63
Bearing radial clearance	μm	13	
Max. axial load (dynamic)	N	7.1	

COMMUTATION SEQUENCE



MOTOR DATA DIAGRAM 12V



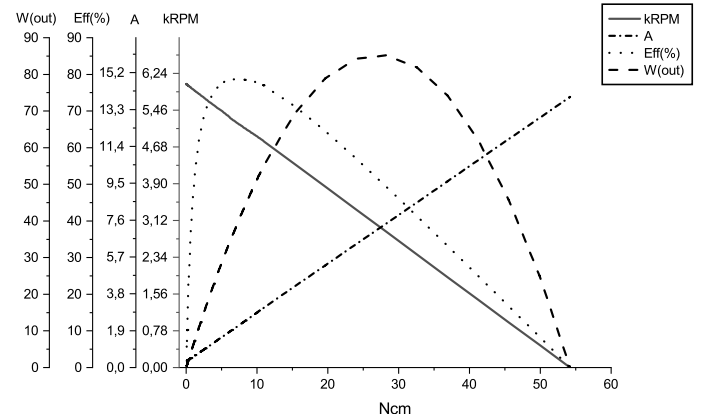
OTHER SPECIFICATIONS

Other Specifications		12V	24V	C
Number of pole pairs			3	
Number of phases			3	
Weight of motor	g		340	
Typical noise level	dBA	40	42	
Ambient temperature	°C		-40 to +80	
Max. winding temperature	°C		150	
Motor insulation class			A	
IP rating			IP40	
Slot pole pairs			9S6P	
Rotor magnet			BNM-8	
Hall sensors and power harness length	mm		155 ± 10	●
Power harness end connector			A2502X-03P	●
Power harness			UL3132 20AWG 300V 150°C	●
Hall sensors harness end connector			KR1500 MX1.5mm	●
Hall sensors harness			UL10368 26AWG 300V 105°C	●
Shaft length from flange	mm		16	●
Shaft diameter ø	mm		3.17	
Housing material			SECD-0 1.4T	
Shaft material			SUS420 J2	
Magnet material			Bonding NdFeB	
Rotor balancing grade			G6.3	
Service life	hrs		5000	
Manufacturing standard			ISO9001 TS16949	

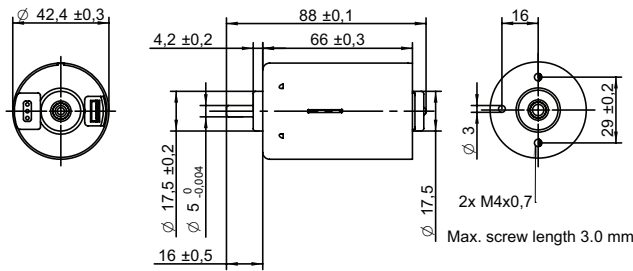
CABLE AND PIN CONFIGURATION

Cable and Pin Configuration			C
1	Brown	Power harness	Motor phase V (HB)
2	White	Power harness	Motor phase W (HC)
3	Grey	Power harness	Motor phase U (HA)
4	Black	Hall harness	Hall sensor GND
5	Green	Hall harness	Hall sensor signal HA
6	Blue	Hall harness	Hall sensor signal HB
7	Yellow	Hall harness	Hall sensor signal HC
8	Red	Hall harness	Hall sensor VCC

MOTOR DATA DIAGRAM 24V



DRAWING (mm)



PHOTO



OPTIONS POWER SUPPLIES



● C = Customizations are offered on demand even for smaller quantities. Typical customizations indicated with green dot at column end. Please contact us for any customization request.

MOTOR TYPE

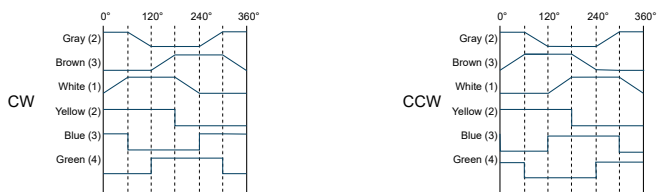
Brushless DC motor with integrated open loop speed control driver.

MOTOR DATA		12V	24V	C
Nominal voltage	V	12	24	
Commutator (hall) voltage	V	3.3~5	3.3~5	
No load speed	rpm	6000		
No load current	mA	550	300	
Nominal speed	rpm	5200	5200	●
Nominal torque	mNm	51	91	
Nominal current	A	3	2.6	
Start/Stall torque	mNm	430	680	
Start/Stall current	A	22	17	
Max. efficiency	%	78	79	
Nominal mechanical power	W	24	40	
Terminal resistance	Ω	0.3	0.7	
Terminal inductance	mH	0.1	0.5	
Torque constant	mNm/A	200	410	
Speed constant	rpm/V	500	250	
Speed/ torque gradient	rpm/mNm	100	57	
Rotor inertia	gcm ²	155~156	157~159	

MECHANICAL DATA

Mechanical Data			C
Bearing type		Ball bearing	●
Axial play	mm	0.56	0.45
Bearing radial clearance	μm	13	
Max. axial load (dynamic)	N	7.1	

COMMUTATION SEQUENCE



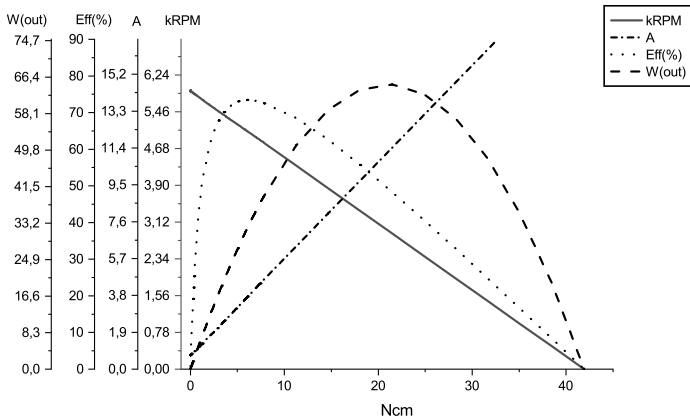
OTHER SPECIFICATIONS

Other Specifications		12V	24V	C
Number of pole pairs		3		
Number of phases		3		
Weight of motor	g	380	390	
Typical noise level	dBA	42	38	
Ambient temperature	°C	-40 to +80		
Max. winding temperature	°C	150		
Motor insulation class		A		
IP rating		IP40		
Slot pole pairs		9S6P		
Rotor magnet		BNM-8		
Hall sensors and power harness length	mm	155 ± 10		●
Power harness end connector		A2502X-03P		●
Power harness		UL3132 20AWG 300V 150°C		●
Hall sensors harness end connector		KR1500 MX1.5mm		●
Hall sensors harness		UL10368 26AWG 300V 105°C		●
Shaft length from flange	mm	16		●
Shaft diameter ø	mm	5		
Housing material		SECD-0 1.4T		
Shaft material		SUS420 J2		
Magnet material		Bonding NdFeB		
Rotor balancing grade		G6.3		
Service life	hrs	5000		
Manufacturing standard		ISO9001 TS16949		

CABLE AND PIN CONFIGURATION

Cable and Pin Configuration			C
1 White	Power harness	Motor phase W (HC)	
2 Grey	Power harness	Motor phase U (HA)	
3 Brown	Power harness	Motor phase V (HB)	
1 Red	Hall harness	Hall sensor VCC	
2 Yellow	Hall harness	Hall sensor signal HA	
3 Blue	Hall harness	Hall sensor signal HB	
4 Green	Hall harness	Hall sensor signal HC	
5 Black	Hall harness	Hall sensor GND	

MOTOR DATA DIAGRAM 12V



MOTOR DATA DIAGRAM 24V

